

A woman in a red jacket and black pants is captured mid-air, jumping high above a city street. The background features a dense urban skyline with various skyscrapers under a dramatic, orange-hued sky at sunset or sunrise. The scene is viewed from an elevated perspective, possibly a bridge or overpass.

**AT&S**

**STRONG**  
FOR  
*tomorrow*

**FIRST CHOICE  
FOR ADVANCED  
APPLICATIONS.**

**ERSTE GROUP INNOVATION CONFERENCE 2020  
SEPTEMBER 3, 2020**

# A world leading high-tech PCB & IC substrates company

AT&S

High-end interconnect solutions  
for  
Mobile Devices, Automotive, Industrial,  
Medical Applications and Semiconductor  
Industry

Outperforming  
market growth  
over the last  
decade

# 2  
high-end PCB producer  
worldwide\*

Among the top  
PCB producers  
worldwide

€ 1bn  
revenue in  
FY 2019/20

Efficient global production  
footprint with

6  
plants in Europe and Asia

~ 10,000  
Employees\*\*

\* For CY 2019  
Source: Prismark

\*\* For AT&S FY 2019/20

# Leading provider of high-end PCBs and IC substrates

## Well positioned for the future

### ■ **Unique market position**

- Broad product portfolio to serve all growth markets
- Long-standing customer relationships with technology and market leaders
- Technology innovator due to continuous R&D efforts
- Quality benchmark with outstanding process know-how, productivity and efficiency

### ■ **Growth oriented strategy**

- Megatrend-driven markets with attractive growth potential
- Address growth opportunities with incremental investments

### ■ **Sustainable profitability**

- AT&S has constantly outperformed the PCB and substrates market over the last years
- EBITDA margin of 20 – 25% above industry average
- Strong cash flow generation and therefore improved internal financing capabilities
- Solid balance sheet and attractive dividend policy

# Market Segments & Product Applications



## Computer, Communications, Consumer Appliances

Smartphones, Tablets, Wearables, Ultrabooks, Cameras



## IC substrates

High Performance Computer, Microserver



## Automotive

Advanced Driver Assistance Systems, Emergency-Call, X2X Communication



## Industrial

Machine-2-Machine Communication, Robots, Industrial Computer, X2X Communication



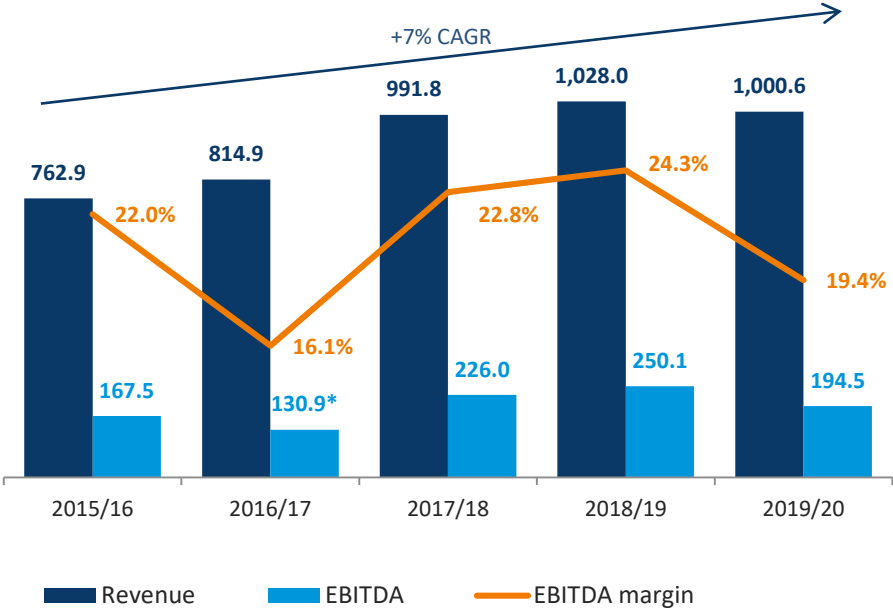
## Medical

Patient Monitoring, Hearing Aids, Pacemaker, Neurostimulation, Drug Delivery, Prosthesis

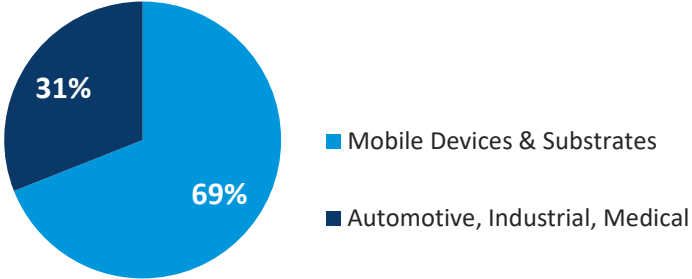
Segment Mobile Devices & Substrates

Segment Automotive, Industrial, Medical

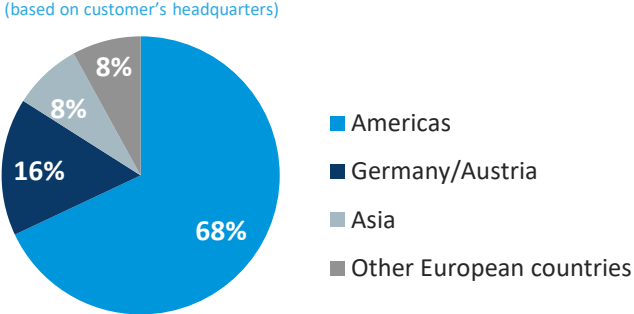
# Key facts FY 2019/20



Revenue split by segment: FY 2019/20

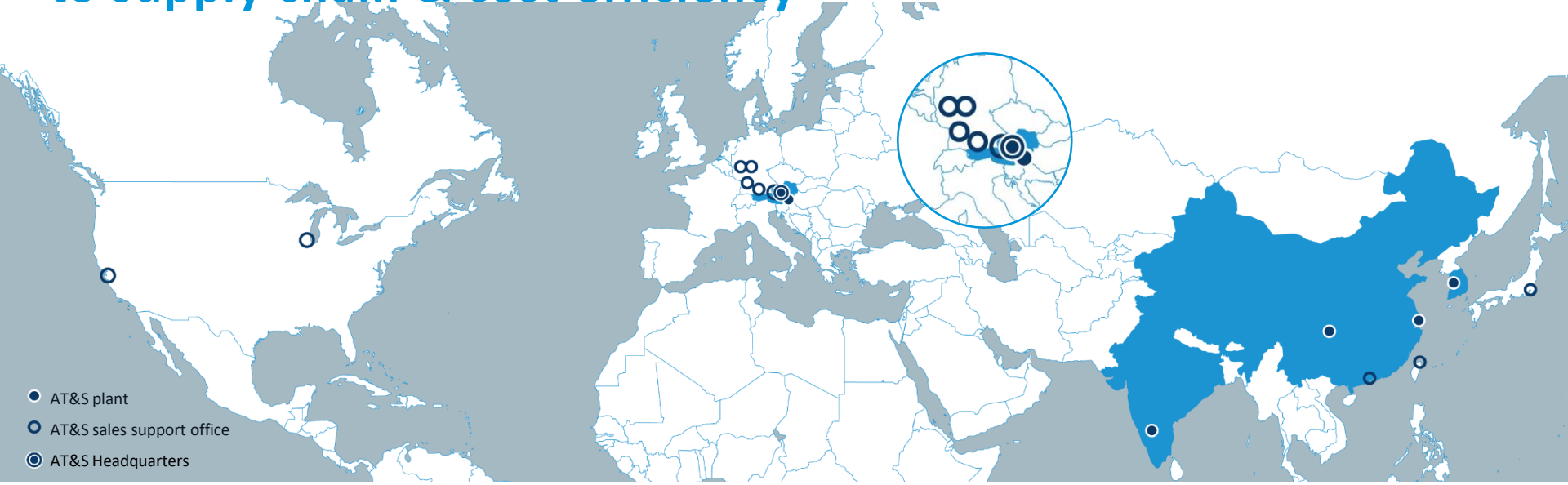


Revenue split by customer: FY 2019/20



€ in millions  
 \*Based on ramp-up effects for new plants in China

# Global footprint ensures proximity to supply chain & cost efficiency



- AT&S plant
- AT&S sales support office
- ◎ AT&S Headquarters

<p><b>1,012*</b></p> <p>Leoben, Headquarters Austria</p>	<p><b>398*</b></p> <p>Fehring Austria</p>	<p><b>1,326*</b></p> <p>Nanjangud India</p>	<p><b>3,082*</b></p> <p>Chongqing China</p>	<p><b>4,441*</b></p> <p>Shanghai China</p>	<p><b>249*</b></p> <p>Ansan Korea</p>
--	---	---	---	--	---

\*Staff, Average, FTE, Q1 2020/21; 80 employees in other locations

# Market players in the high-end segment

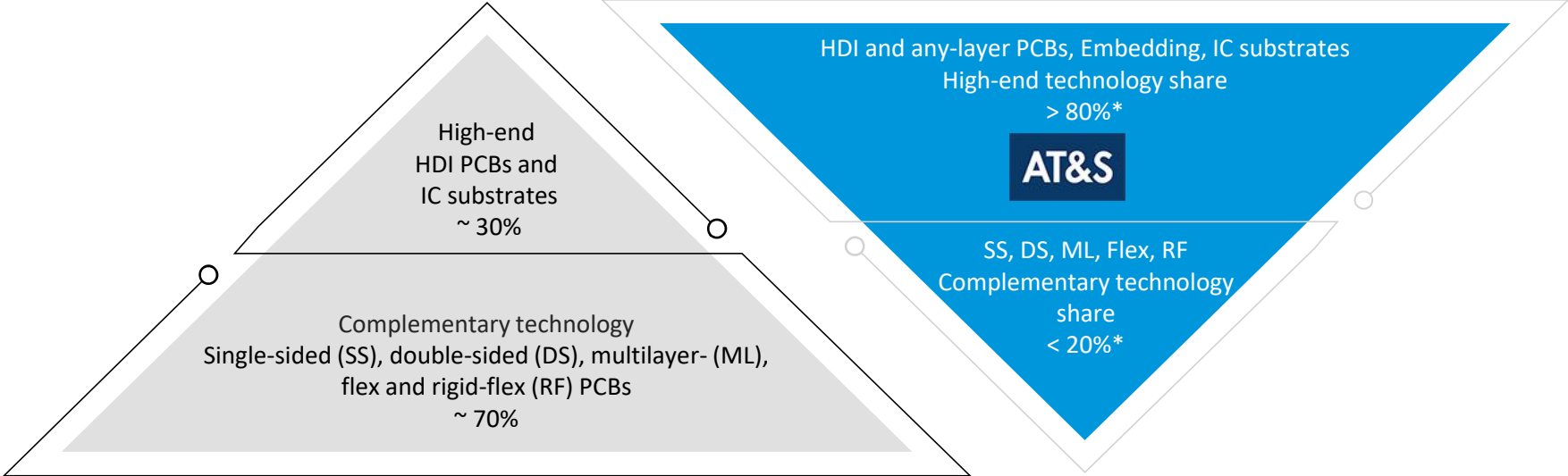
## Market position HDI Technology (2019)

Rank	Supplier	Country/Region	HDI (revenue in US-\$ millions)
1	Compeq	TWN	776
2	AT&S	AUT	736
3	TTM	USA	716
4	Unimicron	TWN	706
5	Tripod	TWN	508
6	Meiko	JPN	461
7	Zhen Ding	TWN	428
8	Korea Circuit	KOR	227
9	Founder PCB	CHN	222
10	CMK	JPN	220

Source: Prismark, AT&S Market Intelligence

# Strategic focus on high-end technologies

## AT&S revenue – based on technologies



## General PCB market – based on technologies

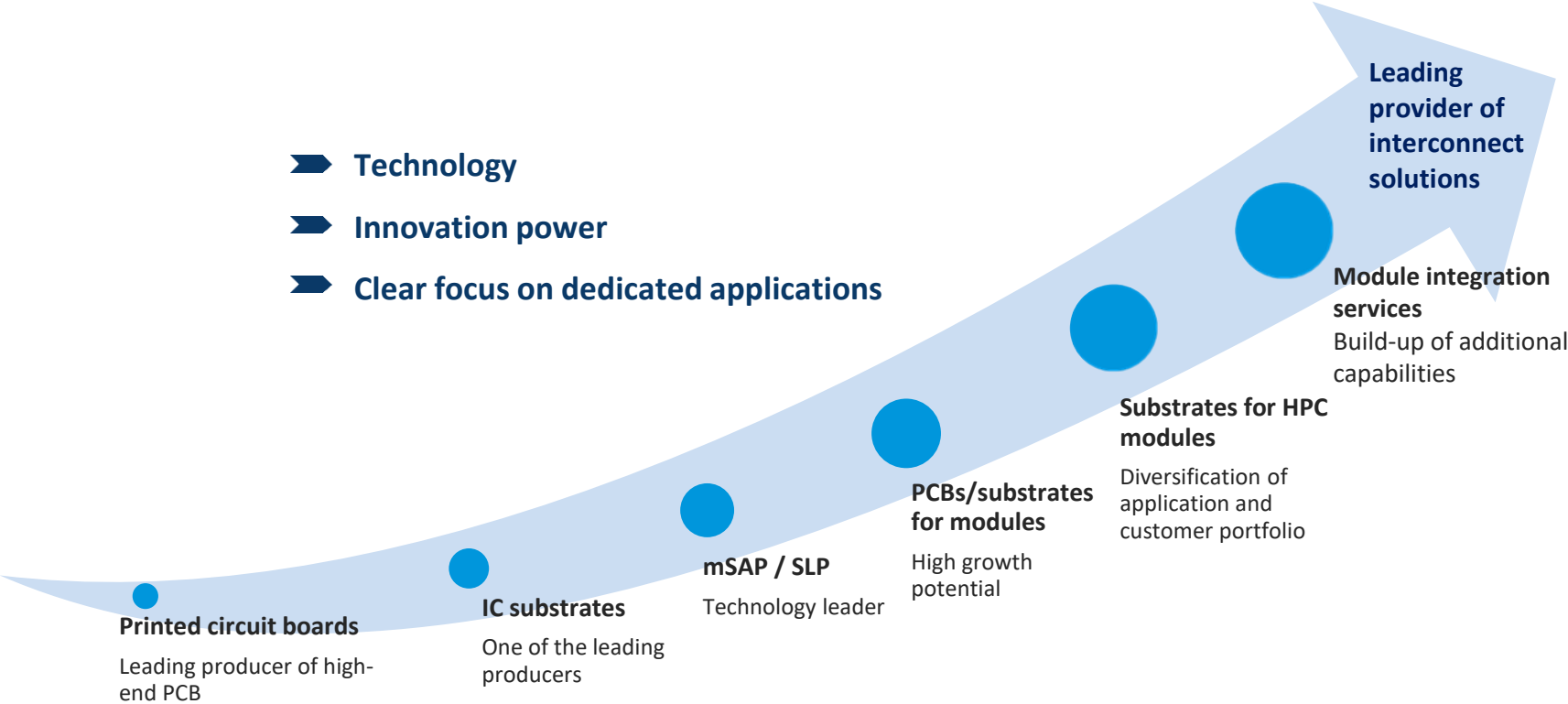
\* for FY 2019/20  
Source: Prismark, AT&S



# More than AT&S

Broadening the service range and opening up of new business opportunities

- Technology
- Innovation power
- Clear focus on dedicated applications





AT&S

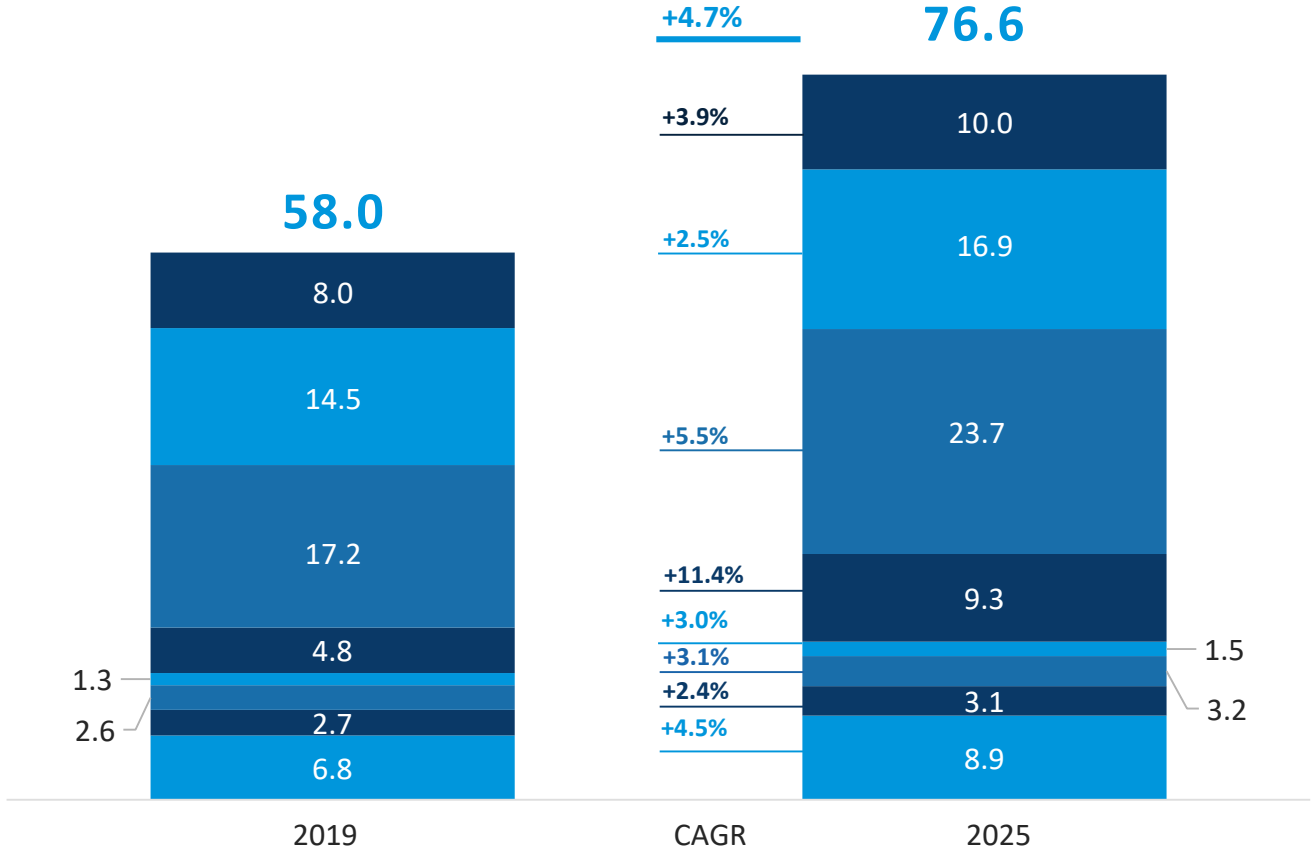
**STRONG**  
FOR  
*tomorrow*

FIRST CHOICE  
FOR ADVANCED  
APPLICATIONS.

MARKET UPDATE & GROWTH DRIVERS

# PCB & IC substrates market outlook

- Consumer
- Computer
- Communication
- Substrates
- Medical
- Industrial
- Aviation
- Automotive



in US-\$ billion  
 Source: Prismark, April 2020; Substrate: Yole, May 2019

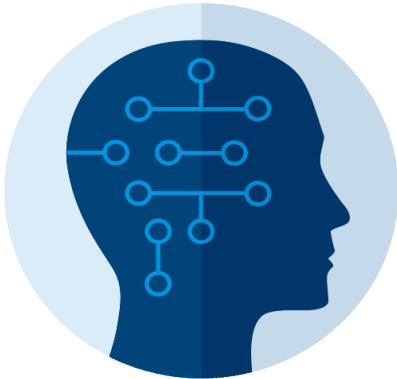
# Game changers for innovative applications



5G



Big data



AI



IoT

# 5G – The new standard for connectivity

Significant growth opportunities ahead



5G



Big data




AI



## Total smartphones

2025: 1.54 billion units

2019: 1.37 billion units




+2.0% CAGR

## 5G smartphones

2025: 907 million units

2019:  
16 million units



+119% CAGR

Source: IDC (2020), AT&S Analysis

# IoT and Big data

Strong growth drivers for IC substrates



5G



Big data




AI



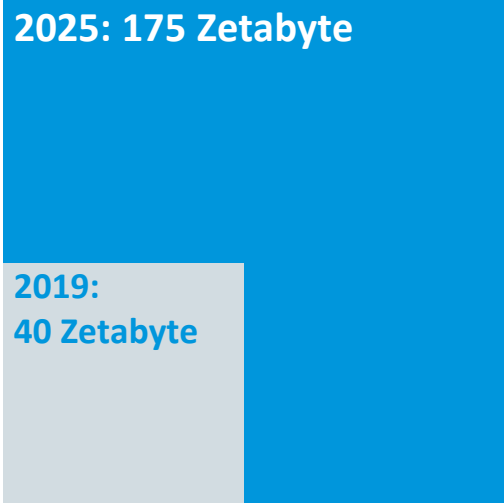
IoT

## Connected devices



+4.6% CAGR

## Global data volume



+27.9% CAGR


Source: IDC (2019, 2020)

# IoT and Big data

Strong growth drivers for IC substrates

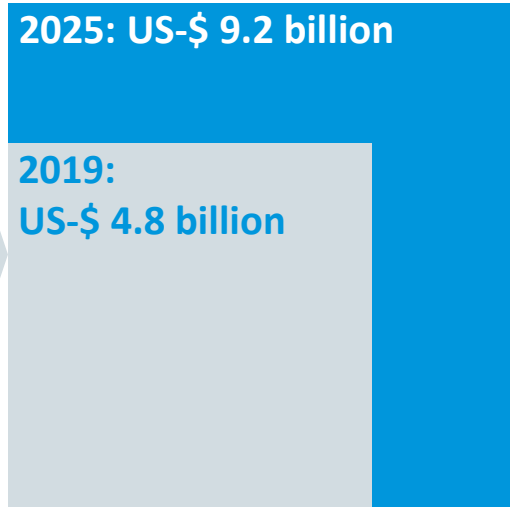


## High-end processor modules



+8.1% CAGR

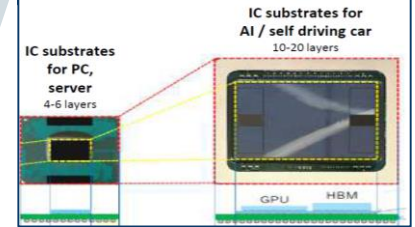
## High-end IC substrates



+11.5% CAGR

## Growth by adding value for AT&S

More powerful processors modules require larger form factor, higher layer count and thus higher value IC substrates



Source:Prismark (2020), Yole (2019)

# IoT and Big data growth drivers for IC substrates

## AT&S first high-end IC substrates manufacturer in China

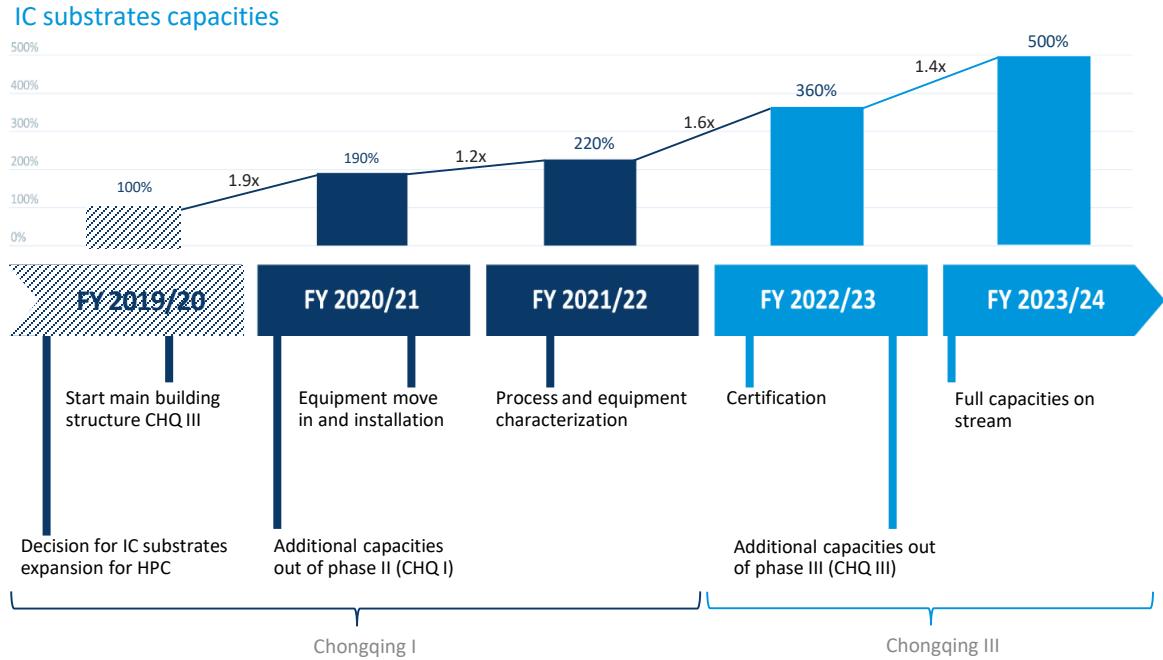
- IC substrates market should show strong growth of 11 % (CAGR) until 2025
- Strategic focus on business with IC substrates to follow the trend of the heterogeneous module integration
- Increase capacities and capabilities to become one of the leading providers of high-end IC substrates for high-performance computing
- Since 2016 serial production of IC substrates in Chongqing I
- Construction start of Chongqing III in 2019





# IC substrates business in Chongqing

Capacity expansion and technology investment pushed forward



- CHQ I: Despite COVID-19 the first patch of equipment was installed and qualified and the ramp up is on track
- Relevant revenue contribution out of phase II (CHQ I) expected in 2020/21
- CHQ3: Covid-19 related construction delay is below 7 weeks
- An improved qualification plan can compensate the delay of the construction and guarantee to meet the certification date

# Module business




# Modules & module integration

## AT&S solutions for the electronics industry

### Customer requirements driving demand for modularization

- Increased functionality - lower space
- Increased performance
- Reduced time to market
- Reduced cost
- Scalable for various applications

### Module integration market



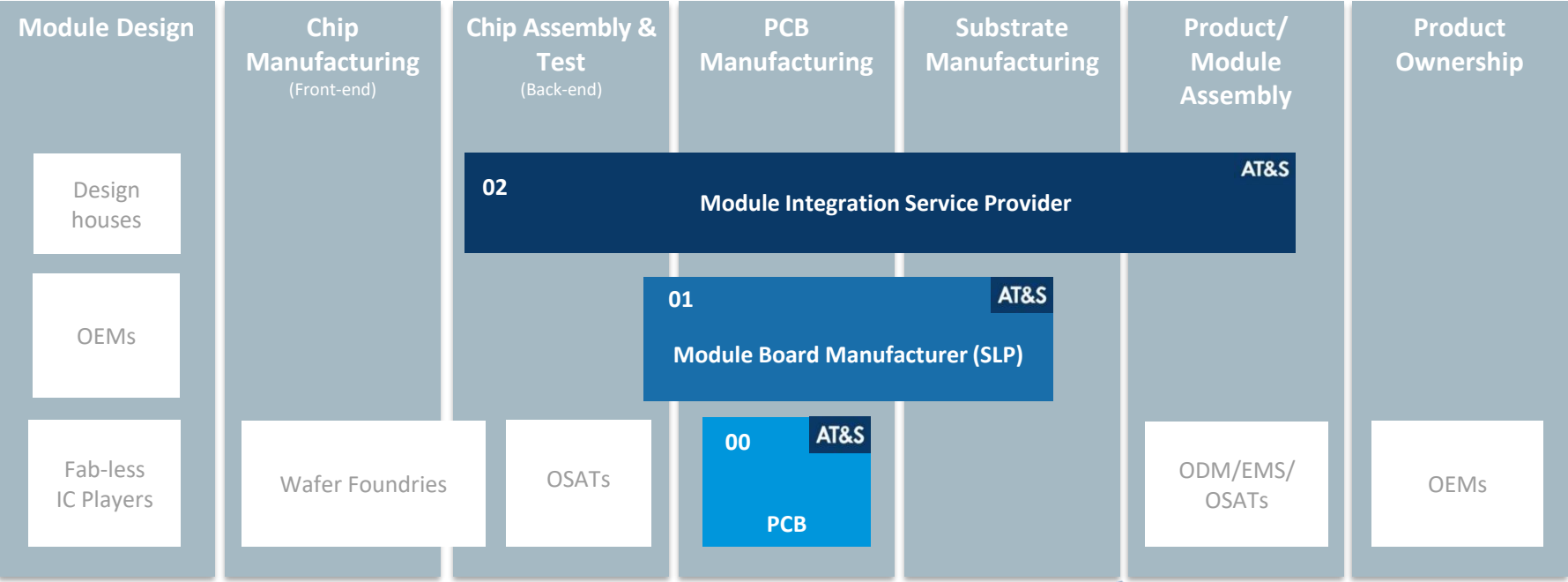
CAGR: 11.3%

- Changing customer requirements driving the need for modularization
- Strong growth potential in module integration market volume
- AI and 5G are further drivers for module integration

\* Assembly and test only - excludes the value of Module PCBs/Substrates  
 Source: A.T. Kearney (8/2018), AT&S (4/2020)

# AT&S solutions for the electronics industry

New business opportunities through entry into the module market



## Possible Module Applications:

Power Module

5G Module



Automotive GPS Modul



A woman in a red jacket and black pants is captured mid-air, jumping high above a city street. The background features a dense urban skyline with various skyscrapers under a dramatic, orange-hued sky at sunset or sunrise. The scene is viewed from an elevated perspective, possibly a bridge or overpass.

**AT&S**

**STRONG**  
FOR  
*tomorrow*

**FIRST CHOICE  
FOR ADVANCED  
APPLICATIONS.**

**Q1 2020/21 – FINANCIALS AND KEY FIGURES**

# Global market development

Long-term trends largely unaffected, effect of COVID-19 with short-term impact

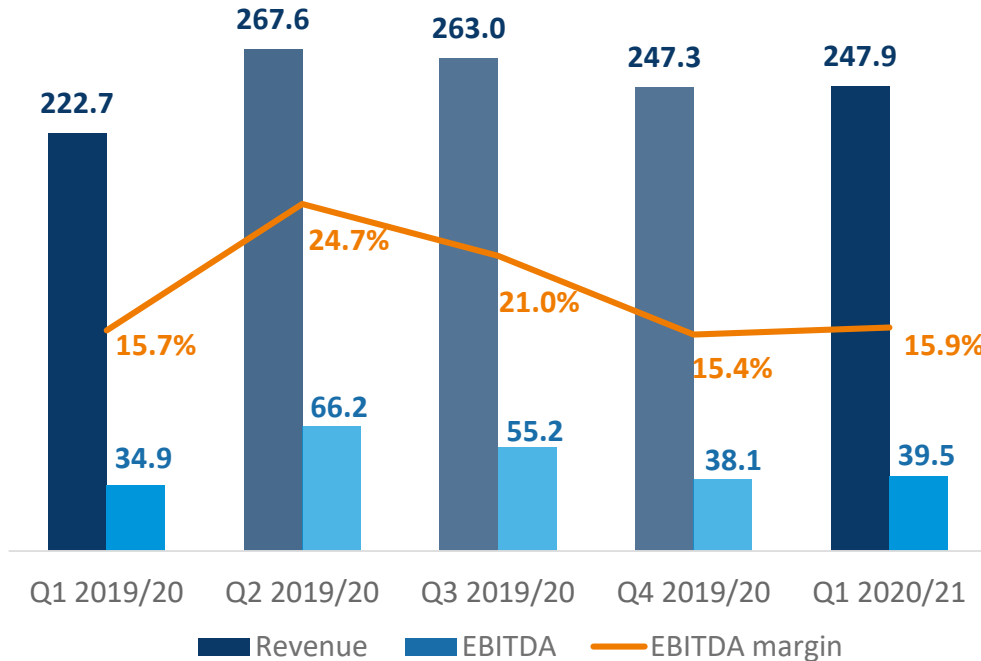
- Digital technologies and electronics are increasingly gaining importance for people's lifestyle
- Growth in data drives the need for processor modules and therefore high-end IC substrates
- Trade frictions still cause market uncertainty
- Unclear consumer behavior still causes low visibility especially in Mobile devices
- Despite increasing electronic content difficult market situation in the automotive sector is expected to remain in place for the time being
- Ongoing low industrial investment activity
- Medical market stable with positive demand for special applications

# AT&S development in Q1 2020/21

## Strong first quarter despite challenging environment

- Excellent crisis management helped to mitigate impact on revenue
- IC substrates once again with strong demand
- Mobile Devices segment supported by customer and application diversification
- Drop in vehicle sales weighs on Automotive segment
- Industrial segment profits from better product mix
- Medical & Healthcare influenced by temporary unfavourable product mix

# Revenue and EBITDA development



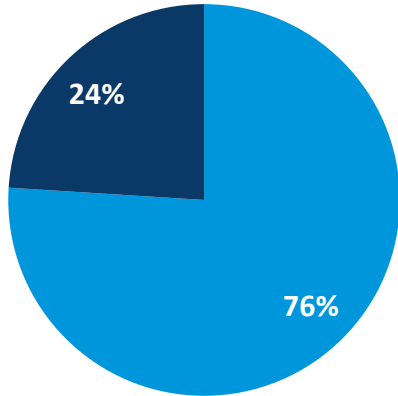
- Revenue and EBITDA positively influenced by currency effects
- Future technology generations require higher R&D spending
- Positive EBIT of € 0,2 million despite higher depreciation
- Net profit lower at € -7.5 million (PY: € -6.2 million)
- Operating free cash flow at € -53.8 million (PY: € -21.2 million) due to higher investment activity

in € millions



# Revenue distribution Q1 2020/21

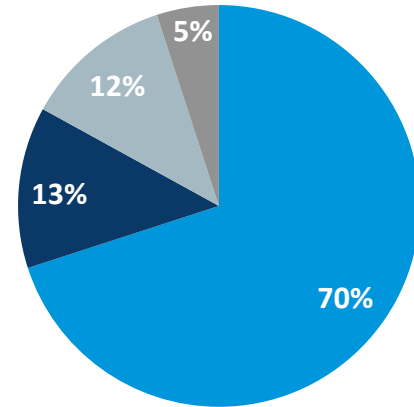
## Revenue split by segment



■ Mobile Devices & Substrates ■ Automotive, Industrial, Medical

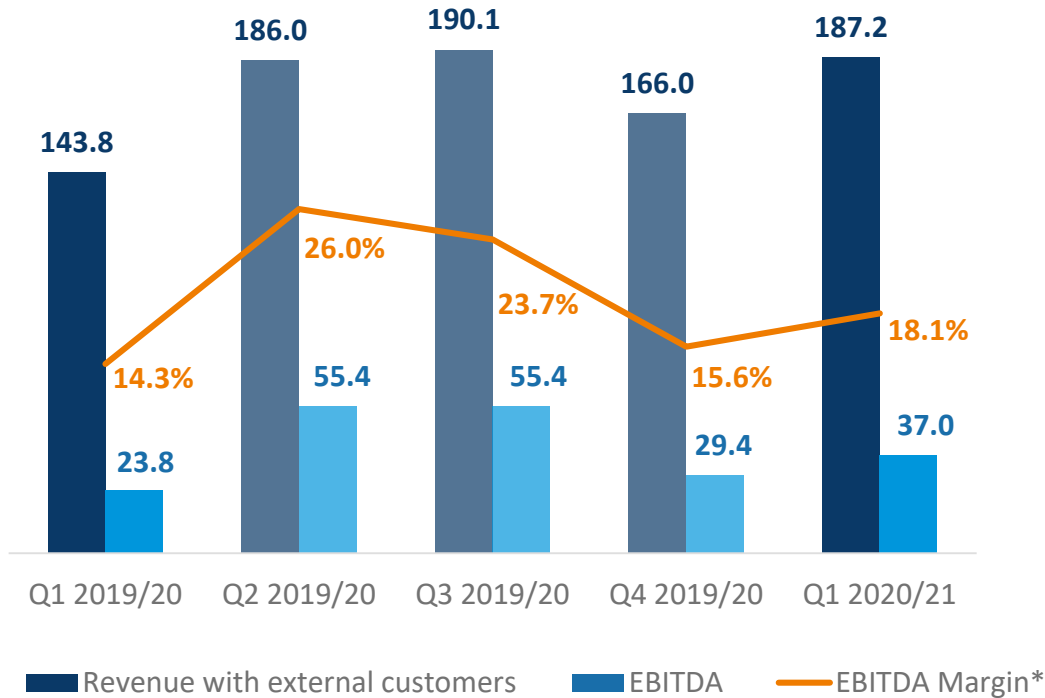
## Revenue split by region

based on customer's headquarters



■ Americas ■ Germany/Austria ■ Asia ■ Other European countries

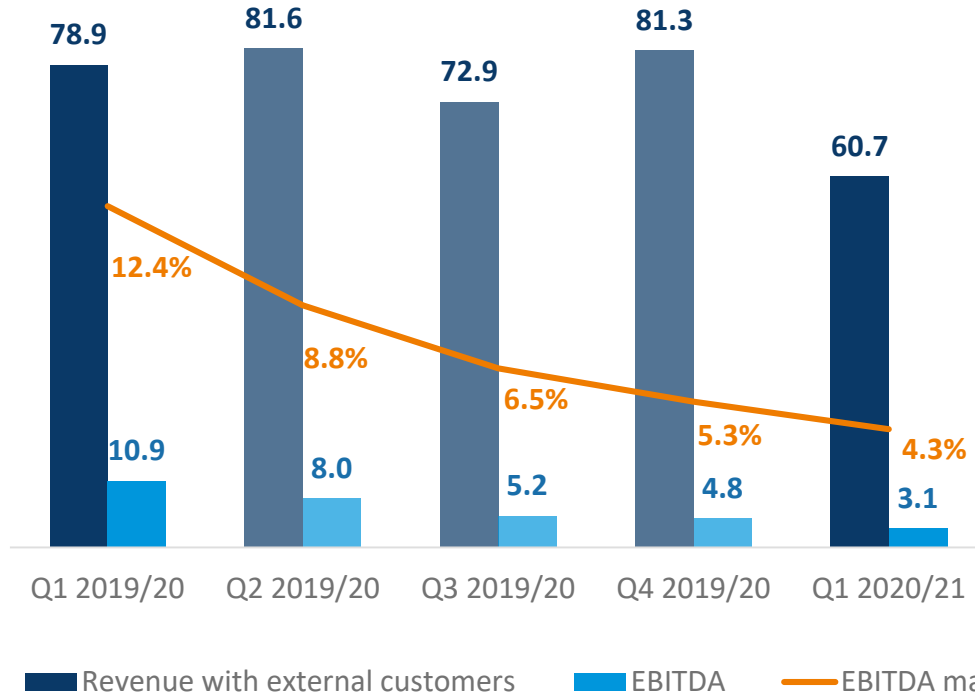
# Business development – Mobile Devices & Substrates



- IC substrates revenue driven by higher volume and better product mix
- Higher volume as well as broadened customer and application portfolio support Mobile Devices
- Revenue and earnings positively impacted by FX effects

in € millions; \*Margin calculated from total business unit revenue

# Business development – Automotive, Industrial, Medical

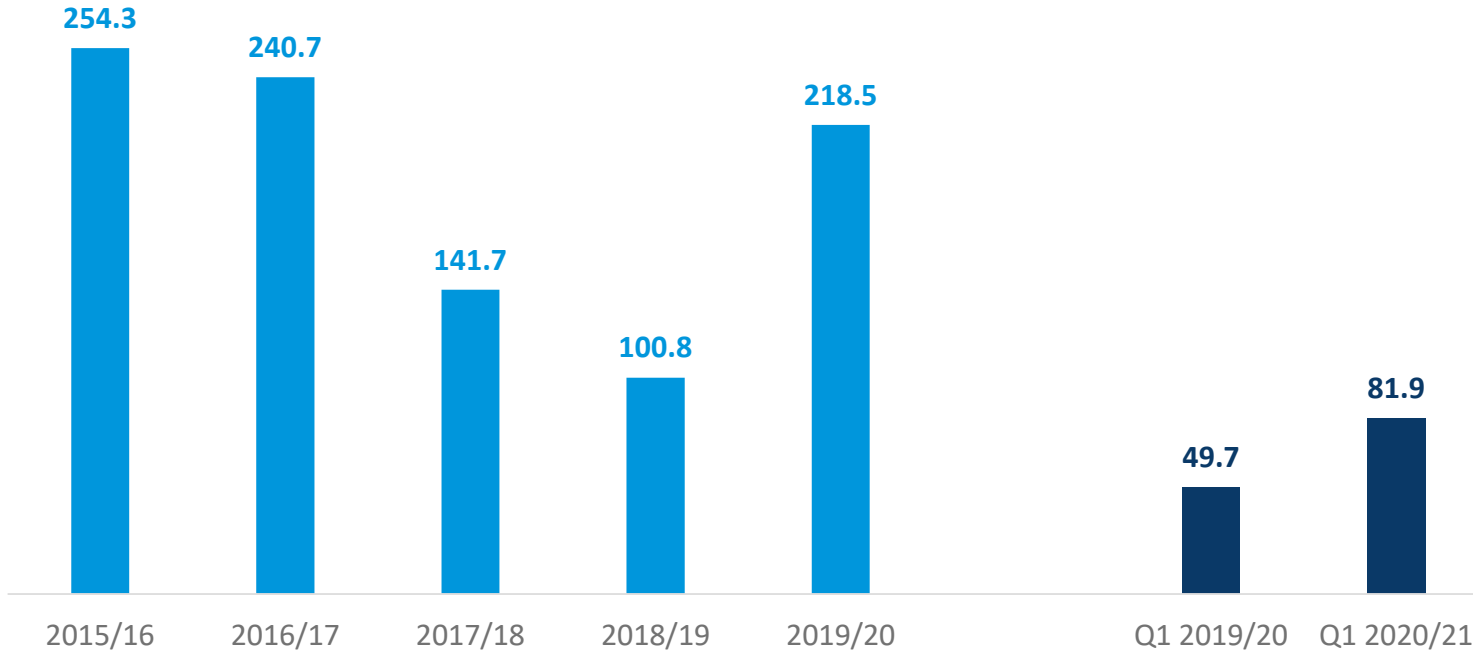


- Industrial segment shows solid development driven by better product mix
- Automotive segment burdened by strong decrease in vehicle sales
- Medical & Healthcare influenced by temporary unfavourable product mix

in € millions; \*Margin calculated from total business unit revenue

# Net CAPEX

Investments in IC substrates and technology upgrades main reason for increase



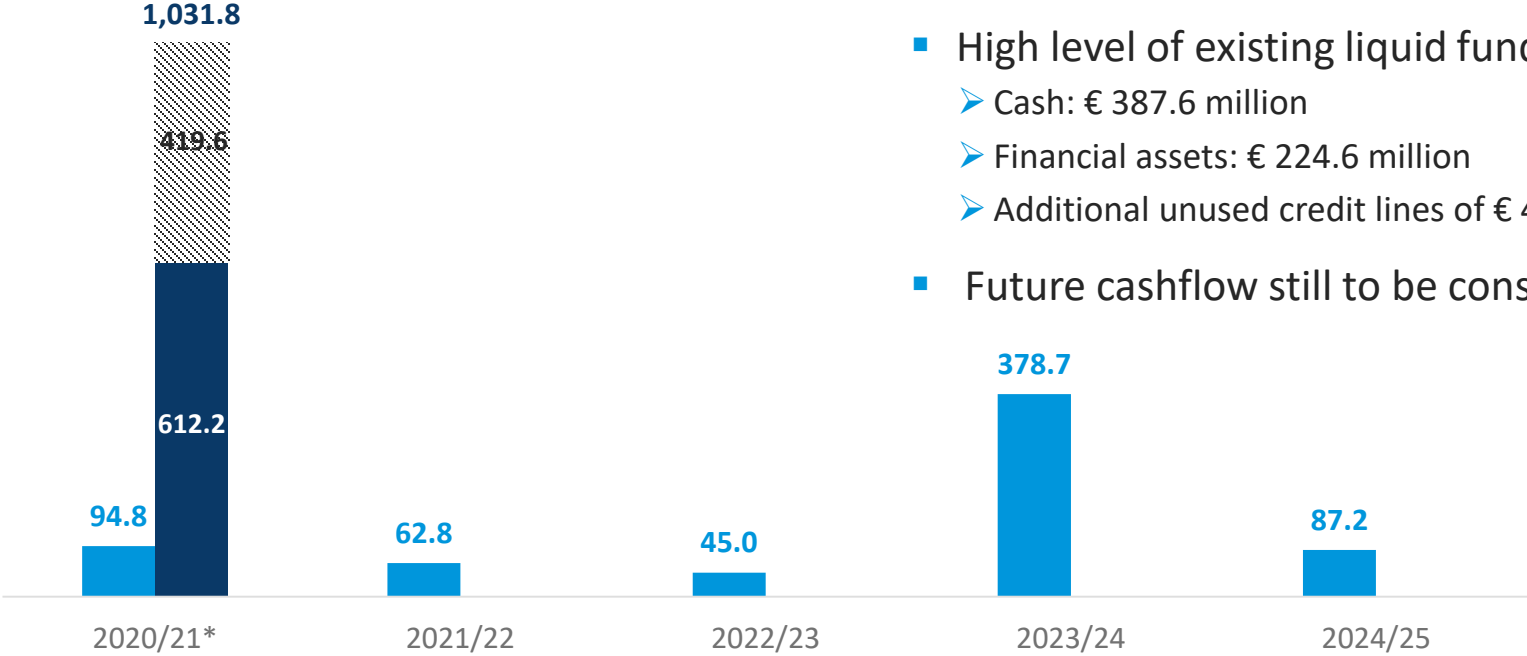
in € millions

# Balance Sheet

		31.03.2020	30.06.2020	Change in %
Total assets	Mio. €	1,853.5	1,980.1	6.8%
Equity	Mio. €	760.3	726.4	(4.5%)
Equity ratio	%	41.0%	36.7%	–
Net debt	Mio. €	246.7	298.3	20.9%

# Solid finance structure

Existing funds and cashflow generation help to meet repayments and capex needs



- High level of existing liquid funds
  - Cash: € 387.6 million
  - Financial assets: € 224.6 million
  - Additional unused credit lines of € 419.6 million
  
- Future cashflow still to be considered

Currency: EUR  
 \*as of 30.06.2020

■ Repayments   ■ Cash & Financial Assets   ▨ Unused credit lines



AT&S

**STRONG**  
FOR  
*tomorrow*

FIRST CHOICE  
FOR ADVANCED  
APPLICATIONS.

OUTLOOK

# Outlook for 2020/21

AT&S is well positioned to positively participate in intact market trends

- Future trends not harmed by COVID-19 pandemic
- Expectations for customer demand for the current year
  - Product launches may be delayed in the Mobile Devices segment due to uncertain consumer sentiment
  - Automotive market will not recover quickly to pre-crisis levels
  - Industrial segment to remain at the level of previous year
  - Slight growth expected for medical applications
  - Demand for IC substrates remains strong according to current forecasts
- Q2 with revenue at the level of previous year and EBITDA margin within target range of 20 to 25%
- Outlook update as soon as economic framework conditions can be better quantified
- Investments in the IC substrate and module business to be consistently continued
  - Depending on market developments CAPEX for maintenance and tech-upgrade of up to € 80 million
  - CAPEX for strategic projects of up to € 410 million plus € 30 million due to timing variances



# Medium-term guidance confirmed

Technology development to module integration and capacity expansion



**First choice  
for advanced  
applications**

## Expansion of technology leadership

- Leading provider of new interconnect solutions
- Innovation revenue rate: > 20%

## Focus on continued profitable growth

- Revenue target of € 2 billion
- Prosecution of sustainable margin improvement
- Medium-term EBITDA margin target of 25-30%

## Creation of shareholder value

- Medium-term ROCE above 12%

## Sustainability management

- 80% renewable energy
- Eco-balancing of product groups
- 30 % women in management positions



AT&S

**STRONG**  
FOR  
*tomorrow*

FIRST CHOICE  
FOR ADVANCED  
APPLICATIONS.

ANNEX

# AT&S – Stock Profile

AT&S

**Listing:** Vienna Stock Exchange,  
Prime Standard

**Indices:** ATX, Vönix, WBI

**Thomson Reuters (A):** ATSV.VI

**Bloomberg (A):** ATS:AV

**# of shares outstanding**

38.85m

**Dividend for 2019/20:**

€ 0.25 per share

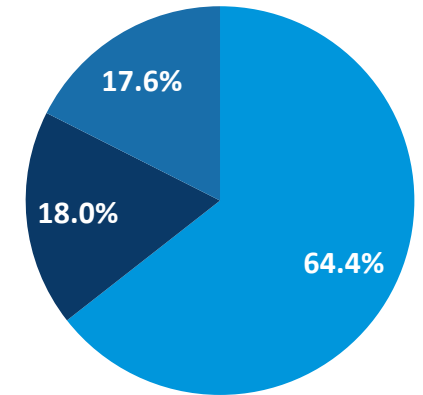
## Financial Calendar

Publication of the first half-year 2020/21 03 November 2020

Publication of the first three quarters 2020/21 02 February 2020

## Shareholder structure

- Free Float
- Dörflinger Private Foundation\*
- Androsch Private Foundation\*



\*including direct and indirect holdings

# Financials Q1 2020/21

## STATEMENT OF PROFIT OR LOSS

€ in thousands	Q1 2019/20	Q1 2020/21	Change YoY	
Revenue	222,739	247,862	11.3%	➔ Revenues increase in IC-Substrates, Mobile Devices and Industrial segment, lower volume in Automotive segment out of market situation
EBITDA	34,905	39,493	13.1%	➔ EBITDA development supported by higher revenues and in spite of higher R&D costs for future applications
EBITDA margin	15.7%	15.9%	0.2pp	
EBIT	(562)	243	>100%	➔ Higher depreciation due to growing fixed asset base
EBIT margin	(0.3%)	0.1%	0.4pp	
Finance costs – net	(1,739)	(5,245)	(>100%)	➔ Higher negative FX-effects and higher negative interest result due to investing/financing activities
Profit/(loss) for the year	(6,204)	(7,462)	(20.3%)	
Earnings per share	(€ 0.21)	(€ 0.25)	-	

## STATEMENT OF FINANCIAL POSITION

€ in thousands	31 Mar 2020	30 Jun 2020	Change YoY		
Equity	760,259	726,415	(4.5%)	➔	Quarterly loss and negative FX-effects led to an decrease in equity
Total assets	1,853,510	1,980,050	6.8%	➔	Higher property/plant/equipment and increase in financing activities (higher cash and financial assets as well as higher financial liabilities)
Net debt	246,747	298,311	20.9%	➔	Increase caused by higher financial liabilities
Net working capital	144,418	154,300	6.8%	➔	Lower trade receivables and higher trade payables
Equity ratio	41.0%	36.7%	(4.3pp)	➔	Lower equity mainly due to negative FX effects and higher total assets

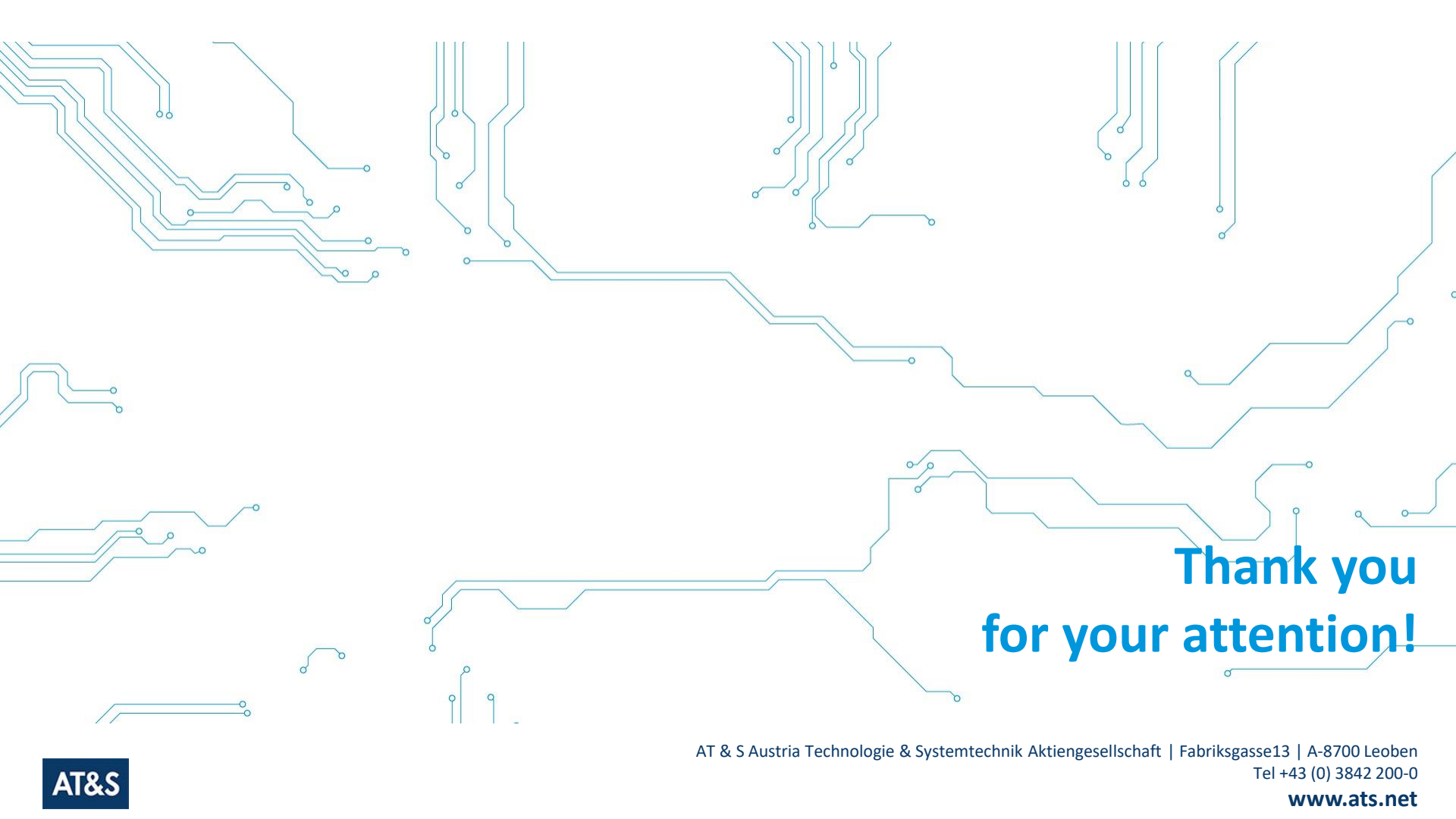
# Financials Q1 2020/21

## STATEMENT OF CASH FLOWS

€ in thousands	Q1 2019/20	Q1 2020/21	Change YoY	
Cash flow from operating activities	28,505	28,124	(1.3%)	➔ Positive effects from result and negative effect out change in working capital
Cash flow from investing activities	(63,745)	(171,214)	(>100%)	➔ Higher net capex and higher temporary net investment in financial assets (directly linked to financing activities)
Cash flow from financing activities	(2,710)	119,406	>100%	➔ Preparation of investing activities in the nearest future
Change in cash and cash equivalents	(37,950)	(23,684)	37.6%	
Operating free cash flow <sup>1)</sup>	(21,173)	(53,756)	(>100%)	➔ Higher net capex mainly due to IC substrates investment
Free cash flow <sup>2)</sup>	(35,240)	(143,090)	(>100%)	➔ Financing activities lead to increased negative free cash flow

<sup>1)</sup> Cash flow from operating activities minus Net CAPEX

<sup>2)</sup> Cash flow from operating activities minus cash flow from investing activities



**Thank you  
for your attention!**

# Disclaimer

This presentation is provided by AT & S Austria Technologie & Systemtechnik Aktiengesellschaft, having its headquarter at Fabriksgasse 13, 8700 Leoben, Austria (“AT&S”), and the contents are proprietary to AT&S and for information only.

AT&S does not provide any representations or warranties with regard to this presentation or for the correctness and completeness of the statements contained therein, and no reliance may be placed for any purpose whatsoever on the information contained in this presentation, which has not been independently verified. You are expressly cautioned not to place undue reliance on this information.

This presentation may contain forward-looking statements which were made on the basis of the information available at the time of preparation and on management’s expectations and assumptions. However, such statements are by their very nature subject to known and unknown risks and uncertainties. As a result, actual developments, results, performance or events may vary significantly from the statements contained explicitly or implicitly herein.

Neither AT&S, nor any affiliated company, or any of their directors, officers, employees, advisors or agents accept any responsibility or liability (for negligence or otherwise) for any loss whatsoever out of the use of or otherwise in connection with this presentation. AT&S undertakes no obligation to update or revise any forward-looking statements, whether as a result of changed assumptions or expectations, new information or future events.

This presentation does not constitute a recommendation, an offer or invitation, or solicitation of an offer, to subscribe for or purchase any securities, and neither this presentation nor anything contained herein shall form the basis of any contract or commitment whatsoever. This presentation does not constitute any financial analysis or financial research and may not be construed to be or form part of a prospectus. This presentation is not directed at, or intended for distribution to or use by, any person or entity that is a citizen or resident or located in any locality, state, country or other jurisdiction where such distribution, publication, availability or use would be contrary to law or regulation or which would require any registration or licensing within such jurisdiction.